


Compatibility

- DVS GSR NB Insert
- DVS GS NB (AU) Inbuilt


Packing List



Left and Right Ember Trays



Air Deflector




DVS Dancing Fyre Burner Assembly

Burner Installation

1. Remove the glass frame.

If using the Driftwood or Fyrestones Set (SKU 94500540 or 94700732):

Disable the light by removing the bulb and laying the housing flat in the firebox cavity. Replace the screw from the light bracket into the firebox floor.



If using the Traditional Log Set (SKU 94500991) with firebacks:




- a. Bend the accent light assembly to the side and out of the way.
- b. Install the firebacks. Bend the accent light assembly to its original position.
- c. Install the burner following the directions below.

DVS GSR Dancing-Fyre Burner: Installation Instructions (SKU 96900103)

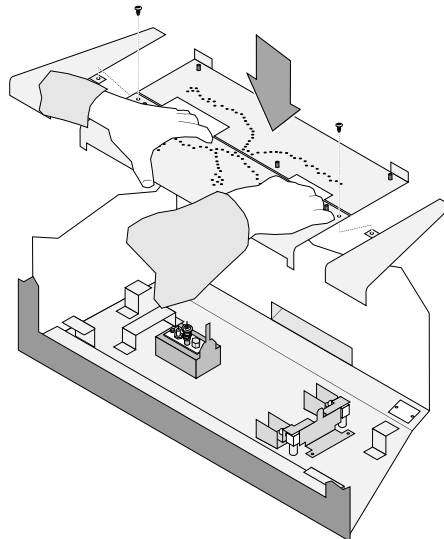
2. Install the burner and side ember trays as shown below.
 - d. Make sure the burner is fully seated over the orifices (the burner should be aligned all the way to the right).



- e. Attach the side ember trays to the burner, using the screws already in place.



An overview of the burner installation is shown below.



Installing the Air Deflector

If using the Traditional Log Set (SKU 94500991):


NOTE: Do not disable the light by removing the bulb and laying the housing flat in the firebox cavity.

- a. Use tin snips to cut out the notch in the air deflector to allow it to fit around the light bracket.
- b. Attach the air deflector to the rear of the firebox cavity, using the screws already in place. Insert the air deflector with the screw holes facing up, so the notch fits around the light bracket, and then tilt it back so the screw holes are aligned with the holes provided in the firebox.



If using the Driftwood or Fyrestones Set (SKU 94500540 or 94700732):

Attach the air deflector to the rear of the firebox cavity, using the screws already in place (this applies to all media kits except the Traditional Log Set (SKU 94500991)).



3. Install the selected media option kit (log or stone set) following the instructions included with the kit:
 - 94700732 Stone Set, 31 DVI Fyre-Stones
 - 94500540 Log Set, 31 DVI Driftwood
 - 94500991 Log Set, 31 DVI Traditional