




 **Eureka**®

Woodheating



THE DISCOVERY SERIES
EXPLORING THE AUSTRALIAN INDOORS



Why Buy A Eureka?

Eureka woodheaters are designed and manufactured in Australia. The Eureka brand has not only stood the test of time & change, but we continue to offer the most comprehensive and innovative range of quality products in Australia. From contemporary to classic, there is a style to suit everyone. Eureka over many years is the preferred choice for woodheating throughout the country.

Innovation, Technology, Clean Burning, Efficient And Natural.

Heating your home with wood naturally ties in with the environment, the burning of wood in a Eureka woodheater provides a combustion process to ensure optimum heat output and maximum efficiency from your fuel. Recent changes to Australian Standards have seen the need for design changes which combine the latest technologies with innovation. Our designers have continued to provide improved performance to ensure Eureka remains at the forefront of woodheating appliances.

Functionality, Performance And Reliability.

We understand the importance of functionality, performance and reliability. 30 years strong, Eureka has an Australia wide dealer network who provide specialised service and advice. We ensure a simplistic approach to the heating of your home by paying attention to high output, plus efficient, reliable and safe operation of your woodheater. A quality product at an affordable price is of the utmost importance.


Styles to Suit Every Australian Home.

There is a Eureka woodheater to suit every Australian home, 14 outstanding models and designs are available, from the famous bay window range to the sleek and stylish flat window freestanding and insert models. There are also variables such as *Cooker*, *Woodstock* and the unique *Nugget* radiant which can also be fan forced. For those wishing to heat several areas, you may choose from two styles of double-sided woodheaters which can be placed through a plaster or brick wall.



CONTENTS

MADE IN AUSTRALIA	3
BAY WINDOW FREESTANDING RANGE	4-5
DIVERSE FREESTANDING RANGE	6
FLAT WINDOW FREESTANDING RANGE	7
FLAT WINDOW INSERT RANGE	8-9
DOUBLE-SIDED RANGE	10-11
SPECIFICATIONS	12



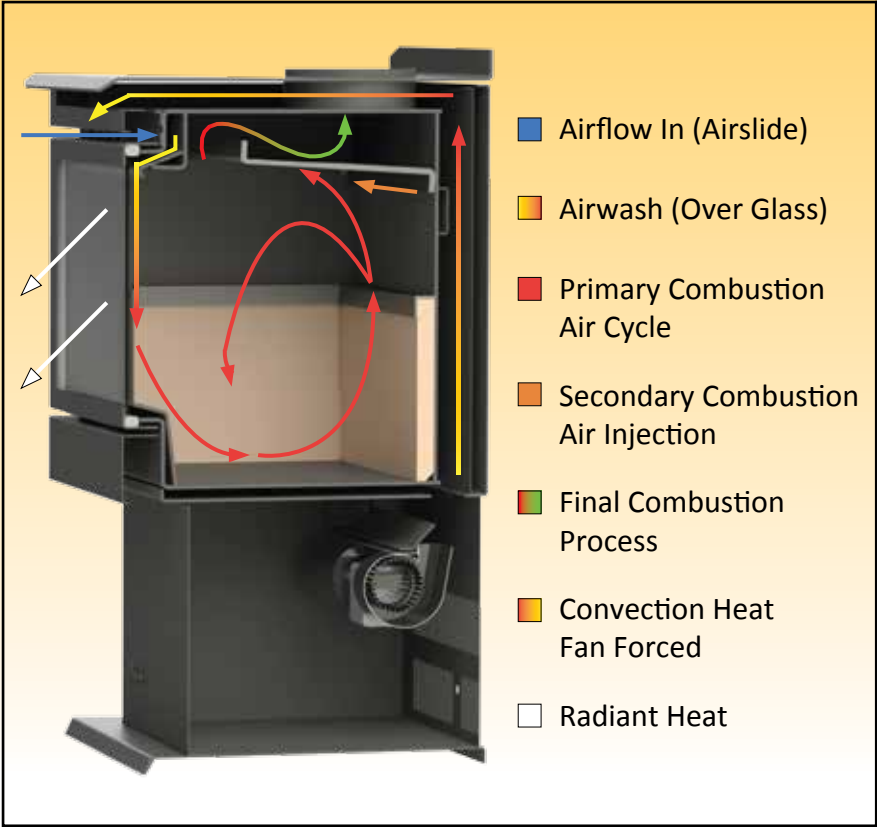
THE DISCOVERY SERIES

EUREKA WOODHEATERS




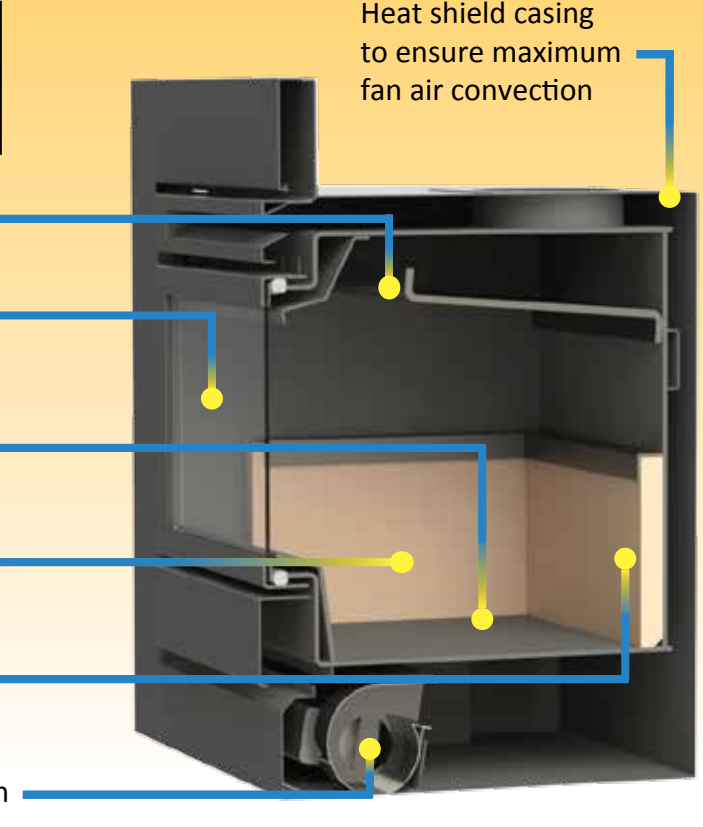


Eureka's unique engineering design and manufacturing utilises the latest machine technology and processes available to the Australian market. We have created a woodheating appliance offering maximum efficiency in a sturdy stylish range. Eureka also utilise the latest heat generation techniques and air flow technology combined with the highest quality in materials to bring you the best range of woodheaters available today in Australia.



EUREKA AIRFLOW TECHNOLOGY

- Removable 8mm steel baffle plate
- Toughened 6mm ceramic glass
- Extra deep ash bed for heat retention and infrequent cleaning
- Modern manufacturing techniques ensure that the integrity and strength of the firebox is preserved
- Fire brick lined to ensure maximum heat efficiency
- Powerful 3 speed fan for fast air circulation

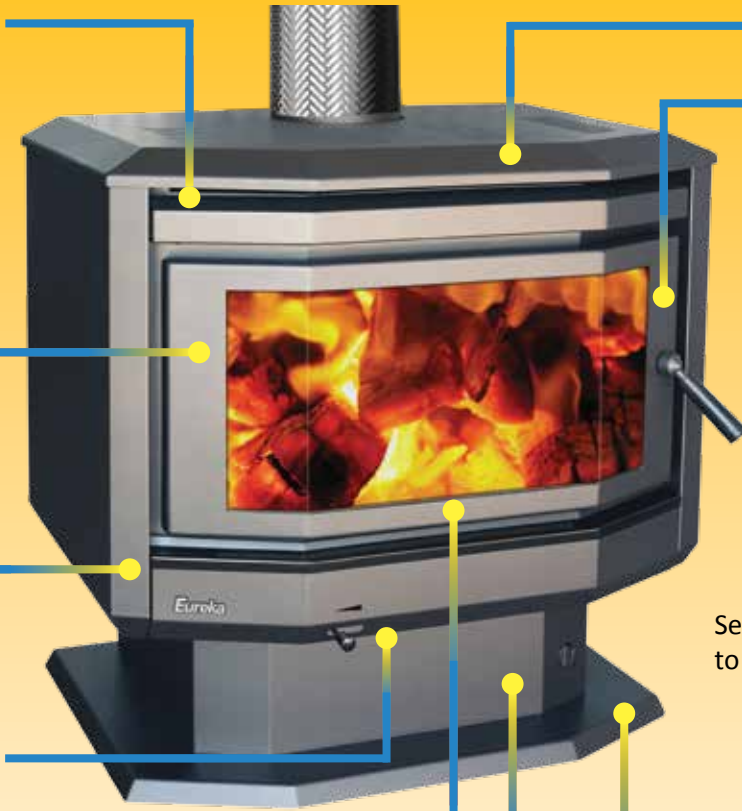


THE DISCOVERY SERIES

100% AUSTRALIAN MADE



Stylish and modern appearance



One piece ambient bay view glass window

Double fronted firebox for pre-heated primary air

Air holes under front to distribute hot air to floor level

Optional chrome or gold plated door available at extra cost

Removeable front panel for easy fan access

3mm bevelled base plate for extra stability

Angled top plate to deflect fan air downwards

Robust fully fabricated steel door, hinged with glass and rope retainers

INTERNAL FEATURES

Fan air flow at top of woodheater

Large firebox area which incorporates an extra deep ash bed

Internal heat shield and fan air ducts

8mm strengthened and removable steel baffle plate

Firebrick lined to ensure maximum heat efficiency

6mm fully welded steel firebox incorporating modern manufacturing techniques

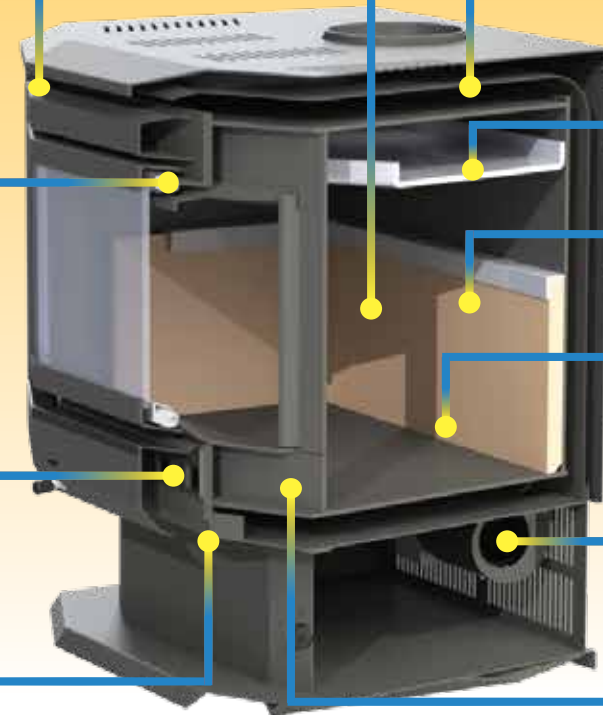
Powerful 3 speed fan for fast air circulation

Pre-heated primary air chamber and double firebox front for extra strength

Self sealing door to firebox front

Cool air intake air slide control

Fan air flow at bottom of woodheater



EXTERNAL FEATURES

THE DISCOVERY SERIES

BAY WINDOW FREESTANDING RANGE



SOLITAIRE



Heats 350m²
Emissions 2.4g
Efficiency 64%
Flue Size 175mm

EMERALD




Heats 220m²
Emissions 1.0g
Efficiency 73%



Heats 300m²
Emissions 1.3g
Efficiency 65%

The Eureka Bay Window Freestanding Range combines features and benefits unique to the Australian woodheating market (refer to the external and internal features on the previous page). This stylish and modern range offers 3 models: The *Emerald* is the versatile mid size woodheater with streamlined sides and is ideal for smaller to medium areas. The *Onyx* is a large powerful woodheater with a capacity of up to 300m². For large open plan living and the ability to distribute heat to all areas of your home, choose the robust *Solitaire* which can take a log length of up to 480mm front to back. All Eureka Bay Window units are standard with a powerful 3 speed fan, one piece toughened ceramic glass, firebrick lined for increased efficiency and minimal wall clearances coupled with maximum heat output make the Eureka Bay Window an ideal choice for your home.



THE DISCOVERY SERIES

BAY WINDOW FREESTANDING RANGE



COOKER

This multi-functional unit can cook and heat simultaneously. Use the top of the cooker for pots and pans, whilst roasting a succulent leg of lamb in the very functional oven beneath the firebox. The firebox opening is at a convenient height for loading the fire. Easy to use controls and dampers allow you to regulate the oven temperature to suit. It has a large 2 shelf oven with temperature gauge, the Eureka Cooker would be a great addition to any kitchen or family room.



Heats 120m2

WOODSTOCK

This attractive fan forced woodheater is designed for use in small to medium sized homes whilst offering a small wood storage option under the firebox. The firebox is identical to the popular Opal, but easier to load as the woodheater is taller in size. Enjoy the ambience of an all Australian made crackling log fire, ideal to heat homes up to 180m2.



Emissions 0.9g
Efficiency 69%

NUGGET

The Nugget pedestal is a multi-purpose woodheater, usable for both heating and cooking. You can boil or simmer on either the front or back top shelf of the woodheater. A feature of the Nugget is the minimal rear clearance which makes this woodheater ideal for many applications from smaller homes to holiday homes or the beach shack. The firebox will fit a log up to 480mm in length and will heat up to 180m2. Optional fan at extra cost.



Emissions 1.1g
Efficiency 69%

THE DISCOVERY SERIES

DIVERSE FREESTANDING RANGE





MINER

Heats 260m2
Emissions 1.4g
Efficiency 72%

Relax and enjoy the warmth and performance of the Flat Window Freestanding Range. Comprising of 3 models, they all incorporate stylish looks with innovative design and are all fan forced. Performance to meet the needs of Australia's most severe winter conditions is paramount. The *Opal* is a compact yet powerful unit and is ideal for small to medium areas and requires minimum floor space. The magnificent *Miner* pictured above will effortlessly heat your entire home all winter long. For the large open plan lifestyle, the *Garnet* has a huge glass window that allows for optimum viewing of the flames combined with a large capacity firebox to take those large logs. These 3 models all have similar features, are simple to operate, efficient and powerful. Enjoy the ambience of an all Australian crackling log fire.




GARNET

Heats 320m2
Emissions 1.3g
Efficiency 65%
Flue Size 175mm



OPAL

Heats 180m2
Emissions 0.9g
Efficiency 69%



THE DISCOVERY SERIES

FLAT WINDOW FREESTANDING RANGE



GARNET



Heats 280m2
Emissions 1.4g
Efficiency 65%
Flue Size 175mm

*Installed with a Eureka Zero Clearance Cabinet

STOCKADE



Heats 240m2
Emissions 1.5g
Efficiency 67%


OPAL



Heats 160m2
Emissions 0.9g
Efficiency 72%

The Discovery Series Insert Range has 3 models to choose from with contemporary styling and sizes to suit all applications. They can be installed into an existing brick fireplace or used to create your own design utilising the Eureka Zero Clearance Cabinet (EZCC). The *Garnet* is the largest unit in our range with a large viewing area, huge firebox and will heat an enormous area. The *Stockade* is the medium to large woodheater with a powerful fan output or alternatively for those wishing to heat a smaller area, consider the robust *Opal* Insert which incorporates the same features of the *Garnet* and *Stockade*. Brilliantly constructed and engineered with a simple air intake and air wash system as well as a fully welded steel firebox, you will be impressed by the performance and functionality of an all Australian made product.

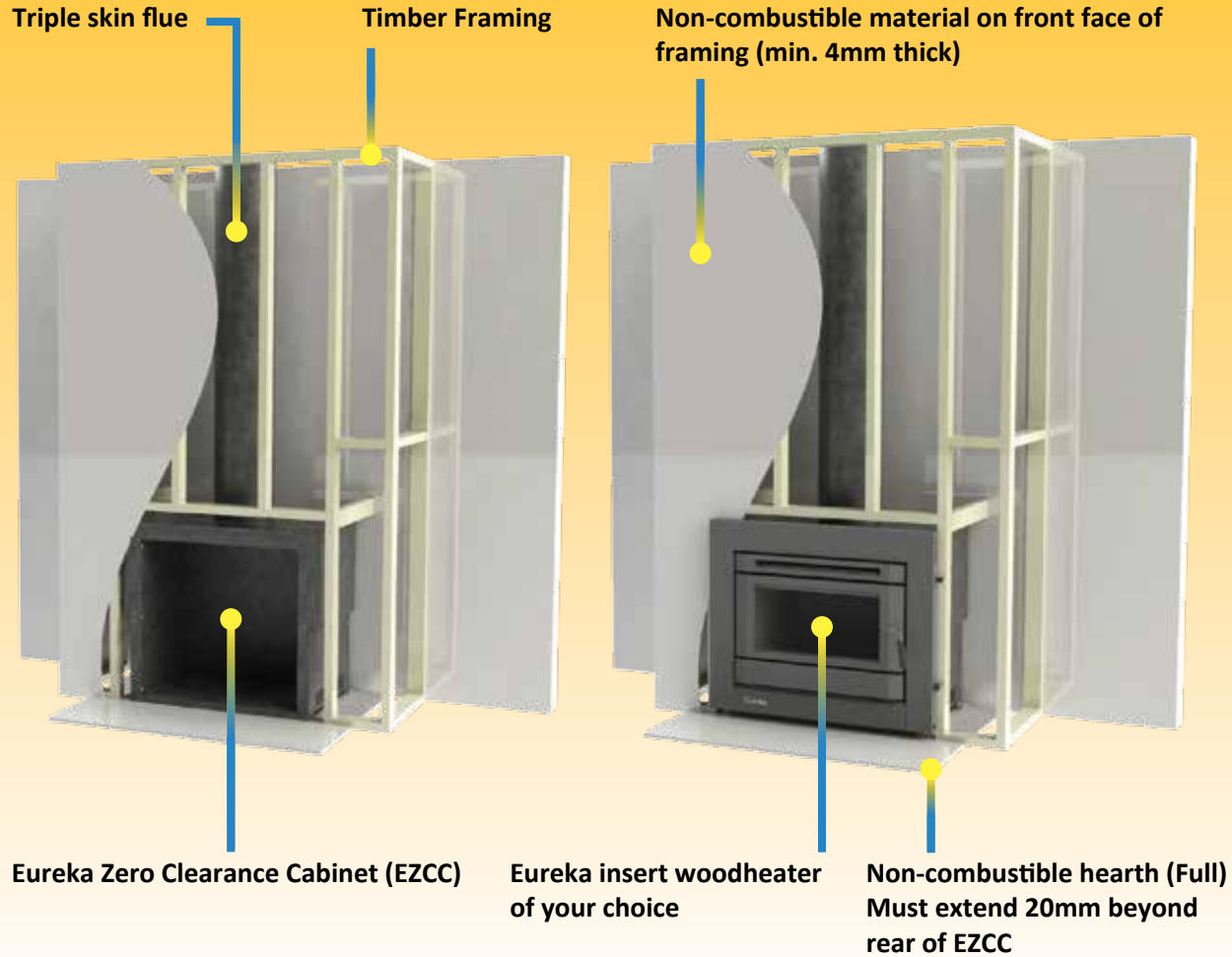
All fireplace Inserts must be installed in either a brick masonry chimney or Eureka Zero Clearance Cabinet (EZCC) and be fully flued.



THE DISCOVERY SERIES FLAT WINDOW INSERT RANGE




ZERO CLEARANCE INSTALLATION




For further information in regards to raising your Insert or installing a Eureka Zero Clearance Cabinet (EZCC), please consult your local dealer or refer to the relevant installation instructions.

ELEVATED INSTALLATION



A MINIMUM HEARTH DEPTH OF 300MM CAN BE ACHIEVED BY RAISING THE WOODHEATER, USE THE FOLLOWING TABLE FOR REFERENCE (RAISED STEP TO BE NON-COMBUSTIBLE):

	REF	OPAL		STOCKADE		GARNET	
Hearth Width	X	890mm (min.)		950mm (min.)		1280mm (min.)	
Hearth Raised	Y	0mm	155mm (min.)	0mm	132mm (min.)	0mm	172mm (min.)
Hearth Depth From Front of Fascia	Z	530mm (min.)	300mm	510mm (min.)	300mm	585mm (min.)	300mm




THE DISCOVERY SERIES EZCC & INSERT INSTALLATION OPTIONS



Eureka Duet

The *Eureka Duet* has been designed to provide maximum exposure to the flames dancing within the woodheater through its 'twin' panoramic bayview glass doors. This exciting vision of warmth and comfort can now be viewed and enjoyed from either side of the room.



Pictured here is the Duet Through-Wall Plaster Kit

Through-Wall Options

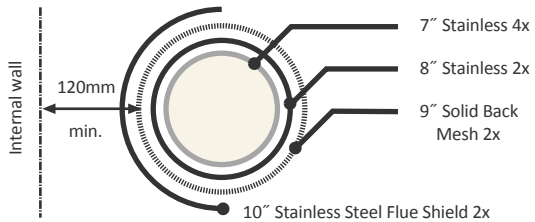
The *Duet* and *Gemini* woodheaters have been designed to be installed into a combustible or masonry internal wall or within the family home. By adding a Through-Wall Kit and specific Flue Kit, you can have the best of both worlds. Relax and enjoy your space while the kids are kept warm while they enjoy playing games in the adjacent room. For further information in regards to Through-Wall or Masonry options, please consult your local dealer or refer to the relevant installation instructions.



Heats 400m2
Emissions 1.4g
Efficiency 67%
Flue Size 175mm
Gold Door Option (Extra Cost)

Features

- Unique pre-heated primary and secondary combustion air for total burn over both glass doors
- Maximum heat output and long burn periods per fuel load
- Two one-piece ambient bayview glass windows
- Two quality 3 speed fans for greater air movement
- Self-cleaning glass doors on both sides
- Strong 6mm thick firebox, log length 670mm
- Firebrick lining on the side walls of the firebox which enhances combustion efficiency
- 8mm steel baffle plate
- Complies to standards AS/NZS 4012/4013/(2014)




Flue Kit - Through-Wall Plaster Kit Only

The Eureka Duet has been tested to AS2918:2001 using an Australian Standard flue kit. For the Through-Wall installation additional an 8" stainless is to be fitted over the 7" stainless active flue, then a 9" mesh flue shield and a 10" stainless steel flue shield are to be installed, both to ceiling height. These must be used to make the installation conform.

Dimensions (Through-Wall)	Combustible Wall Kit Fascia	1040mm (Height)	1040mm (Width)	100-105mm (Wall Thickness)
	Masonry Wall Kit Fascia*	1040mm (Height)	1040mm (Width)	645-680mm (Wall Thickness)
Clearances and Hearths (Through-Wall)	Full - No air gap (Hearth Type)	1040mm x 1800mm x 12mm (Hearth Size, Width x Depth x Thickness)		

*Kit includes 2x insert fascias with hole size to be cut at 1015mm (width) x 1015mm from hearth

*The dimensions and clearances on this page are for reference only, refer to owners manual for operation and exact specifications prior to installation



THE DISCOVERY SERIES

DOUBLE-SIDED RANGE - DUET



Eureka Gemini

The *Eureka Gemini* has been developed to fill the demand for a rugged, efficient and powerful double fronted woodheater. The *Gemini* has been designed from a combination of the *Duet* and *Opal* freestanding woodheater models.



Through-Wall Options

The *Duet* and *Gemini* woodheaters have been designed to be installed into a combustible or masonry internal wall or within the family home. By adding a Through-Wall Kit and specific Flue Kit, you can have the best of both worlds. Relax and enjoy your space while the kids are kept warm while they enjoy playing games in the adjacent room. For further information in regards to Through-Wall or Masonry options, please consult your local dealer or refer to the relevant installation instructions.

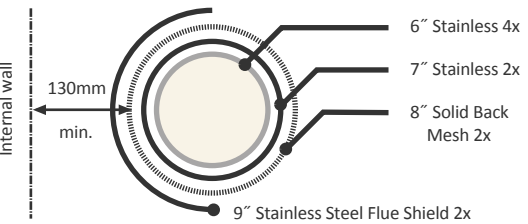
Pictured here is the Gemini Through-Wall Plaster Kit



Heats 280m2
Emissions 2.4g
Efficiency 67%

Features

- Unique pre-heated primary and secondary combustion air for total burn
- Two quality 3 speed fans for greater air movement
- Strong 6mm fully fabricated steel firebox, log length 720mm
- Firebrick lining on side walls of the firebox which enhances combustion efficiency
- 8mm removeable steel baffle plate
- Maximum heat output and long burn periods per fuel load
- 2x Self cleaning strengthened ceramic glass doors
- Complies to standards AS/NZS 4012/4013/(1999)



6" Stainless 4x

7" Stainless 2x

8" Solid Back Mesh 2x

9" Stainless Steel Flue Shield 2x


Flue Kit - Through-Wall Plaster Kit Only

The Eureka Gemini has been tested to AS2918:2001 using an Australian Standard flue kit. For the Through-Wall installation additional an 7" stainless is to be fitted over the 6" stainless active flue, then a 8" mesh flue shield and a 9" stainless steel flue shield are to be installed, both to ceiling height. These must be used to make the installation conform.

Dimensions (Through-Wall)	Combustible Wall Kit Fascia	920mm (Height)	969mm (Width)	100-105mm (Wall Thickness)
	Masonry Wall Kit Fascia*	920mm (Height)	969mm (Width)	468-748mm (Wall Thickness)
Clearances and Hearths (Through-Wall)	Full - No air gap (Hearth Type)	969mm x 1750mm x 12mm (Hearth Size, Width x Depth x Thickness)		

*Kit includes 2x insert fascias with hole size to be cut at 945mm (width) x 900mm from hearth

*The dimensions and clearances on this page are for reference only, refer to owners manual for operation and exact specifications prior to installation



THE DISCOVERY SERIES

DOUBLE-SIDED RANGE - GEMINI



Dimensions & Clearances	Overall Dimensions Width/Height/Depth			Back of Woodheater to Flue Centre			Clearance to Combustibles			Minimum Hearth Size Width/Depth/Thickness				Weight	Flue Size	Capacity	Emissions	Efficiency	Output	Log Length
	W	H	D	mm	Rear	Side	Corner	W	D	T	MM in front of unit	kg	mm							
Freestanding Models																				
Opal	650	800	508	180	125*	325	150	890	960	12	400	130	150	180	0.9	69	14	340		
Miner	710	937	570	180	150*	400	175	950	1050	18	400	165	150	260	1.4	72	21	410		
Garnet	782	1008	570	190	150*	450	200	1020	1100	20	450	185	175	320	1.3	65	24	410		
Cooker	650	865	555	110	175	350	200	890	1095	12	350	180	150	120	N/A	N/A	N/A	340		
Woodstock (Log)	660	870	508	175	175*	400	225	890	985	6	350	145	150	180	0.9	69	14	340		
Nugget (Radiant)	610	660	650	175	50*	550	170	770	910	9	300	120	150	180	1.1	69	16	480		
Emerald (Bay)	640	745	588	150	150	450	125	900	1070	4.5	300	180	150	220	1.0	73	15	450		
Onyx (Bay)	772	795	575	165	100	330	50	1170	1020	4	300	205	150	300	1.3	65	17	450		
Solitaire (Bay)	842	825	605	180	100	350	50	975	1070	7.5	400	220	175	350	2.4	64	22	480		

*Standard flue shield kit must be installed to achieve rear wall clearance (included in woodheater)

Double-Sided Models	W	H	D	mm	Rear	Side	Corner	W	D	T	MM in front of unit	kg	mm	M2	g/kg	% *	kw *	mm
Duet	810	792	810	N/A	N/A	350	N/A	1000	1800	12	500	240	175	400	1.4	67	24	670
Gemini	680	700	815	N/A	N/A	275	N/A	900	1750	6	500	220	150	280	2.4	67	16	710

Insert Models	Including Fascia			Rear Casing Dimensions			From Top of Appliance			Masonry Installation			EZCC Install	All fireplace Inserts must be installed in either a brick masonry chimney or Eureka Zero Clearance Cabinet (EZCC) and be fully flued							Back of Fascia to Flue Centre
	W	H	Fascia Depth	W	H	D	Side	Under Mantle	Breast Plate	W	D	T		MM in front of EZCC	kg	mm	M2	g/kg	% *	kw *	
Opal	882	750	42	570	595	365	50	350	290	890	530*	12	570*	120	150	160	0.9	72	14	232	
Stockade	922	758	42	631	635	430	50	632	582	950	510*	12	550*	145	150	240	1.5	67	17	296	
Garnet	994	828	42	700	706	430	40	882	732	1280	585*	25	625*	155	175	280	1.4	65	21	295	

*Minimum hearth depth in front of unit can be reduced by raising appliance above combustible materials (consult your local dealer or page 9 of this brochure)

Note: The dimensions and clearances on this page are for reference only. Refer to the Owner's Manual for operation and exact specifications prior to installation. Colours of woodheaters shown are as close as four colour process printing methods allow. Zero Clearance options are available for all Insert models, consult your local dealer for further information. Installation should be carried out by a qualified installer. Flue kits to be installed strictly in accordance with AS/NZS 2918:2001. *Kw output is peak power. *Peak efficiency % quoted.




Woodheating

Your local Eureka dealer

Eureka woodheaters conform to AS/NZS 2918:2001, AS/NZS 4012/4013, however Eureka accepts no liability whatsoever for interpretation. *All heating capacities quoted are based on units tested with quality hardwood. Performance reduction may result due to large glassed areas, vaulted ceilings, drafts or insufficient insulation. Eureka Woodheating reserves the right to change specifications without notice.



AF Gason Pty Ltd
 Phone: 03 9763 2700
 Fax: 03 9763 0836
 eureka@gason.com.au
 www.eureka-heating.com



THE DISCOVERY SERIES SPECIFICATIONS

