

Heatseeker

600, 700, 850, 1000



Heating on a grand scale

Create the warmth and ambience of an open fire at the flick of a switch with Real Flame's Heatseeker fan-forced gas fire. Choose from Real Flame's range of styles, accessories and mantelpieces, all designed to give your home real heart. You can now have all the atmosphere of a solid fuel fire, without any of the mess or fuss. The Heatseeker fan-forced gas fire is available in four conveniently sized fireboxes designed to slide easily into most existing fireplaces.

real flame
the hearth of australia


Leaders in
Gas Fireplace
Technology



Heating on a grand scale

The Heatseeker is the Real Flame equivalent of the chameleon. Able to change its appearance to suit absolutely any environment, you will never run out of options for your new home or renovation. Available in an inbuilt version for masonry fireplaces, or a zero clearance option for new applications, the Heatseeker not only looks great, but will also heat up to 45m².

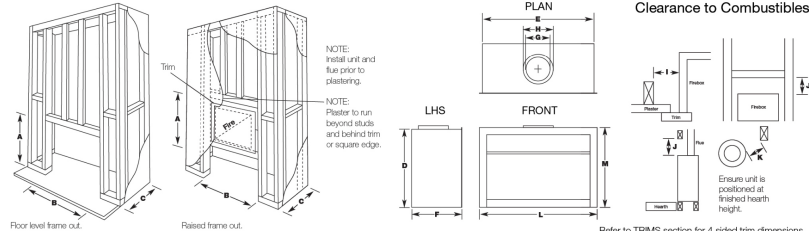
- Conceived, designed, researched, developed and built in Australia
- Convection plus radiant heat up to 45m²
- Conventional or Power flue
- Pebbles or Coals and Logs
- New or existing applications
- Old world, traditional or modern



Specifications & Construction

Real Flame's Heatseeker fan forced gas fire has been designed for ease of installation and to suit the needs of builders and renovators. You can relax in the knowledge that your Heatseeker, with its zero clearance casing and twin skin galvanised flue, is perfectly safe for your brick veneer or weatherboard home.

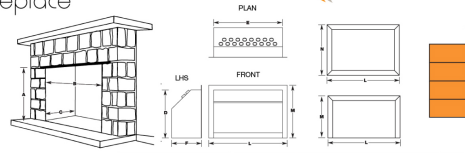
New Construction



Also available in inbuilt configuration for working masonry fireplaces.

	A	B	C	D	E	F	G	H	I	J	K	L	M	NO MJ/h	LP MJ/h	GPO REQ'D	VENTILATION
600	750	750	450	650	675	415	150	200	25	100	25	740	670	37	31	YES	18000mm ²
700	750	850	450	650	775	415	150	200	25	100	25	840	670	37	31	YES	18000mm ²
850	750	1000	450	650	930	415	200	250	25	100	25	990	670	39	36	YES	32000mm ²
1000	750	1150	450	650	1075	415	200	250	25	100	25	1140	670	39	36	YES	32000mm ²

Existing Fireplace



INBUILT	Minimum					F	NO MJ/h	LP MJ/h	GPO REQ'D	VENT
	A	B	C	D	E					
600	610	620	380	605	610	370	37	31	YES	4000
700	610	720	380	605	710	370	37	31	YES	4000
850	610	870	380	605	860	370	39	36	YES	4000
1000	610	1020	380	605	1005	370	39	36	YES	40000mm ²

For detailed specifications visit
www.realflame.com.au

Head Office/Factory/Showroom
1340 Ferntree Gully Road Scoresby

VIC	T 03 8706 2000
Showrooms	
300 Swan Street Richmond	VIC T 03 9428 4443
2a Gordon Avenue Geelong	VIC T 03 5229 0844
9 Lonsdale St, Dandenong,	VIC T 03 9791 9285
654 Pacific Highway Chatswood	NSW T 02 8905 0189
36 Kareena Road Miranda	NSW T 02 8513 6202
173-175 Magill Road Norwood	SA T 08 8132 0371
46 Douglas Street Milton	QLD T 07 3368 2011
47-53 McDonald Street East Osborne Park	WA T 08 9444 9900
88 Wollongong Street Fyshwick	ACT T 02 6280 5522

Warranty

Your Real Flame gas firebox is unconditionally guaranteed for a period of 10 years, all other parts are guaranteed for 12 months from date of purchase. This warranty does not cover outdoor installations

Available from

- SPECIALIST REALFLAME DEALER -

HEATWORKS
COOLWORKS

126 MAGILL RD NORWOOD // 608 NORTH EAST ROAD HOLDEN HILL

built in australia

LEADERS IN GAS FIREPLACE TECHNOLOGY