

*Lopi*TM Freestanding Wood Heaters





1979 - First Lopi Wood Heater

Lopi wood stoves and inserts have been America's favourite choice in fire for thirty years. Our reputation for solid craftsmanship, reliable performance and unbeatable heating efficiency has been a winning combination year after year, and the favourite fire of families across the nation.

Lopi heating appliances are designed and hand-assembled at our state-of-the-art plant in Mukilteo, Washington. Each stove comes with our seven year warranty. After all, we have the experience and confidence to stand behind every single product we make, so we put it in writing. We've learned and grown with every stove we've built over the years but one thing that hasn't changed is the beauty of our stoves and inserts, performance you can trust and our commitment to your satisfaction.

Whether you are new to the family of Lopi heating appliances or already a part of our family, we invite you to take a look at our newest line of wood stoves and inserts. We know you'll find your favourite fire.



"Lopi is not so much a brand name as it is a tradition of craftsmanship in the construction of our wood stoves and of pride to the families who own them. We invite you to share this proud tradition."

Kurt W. F. Rumens
President, Travis Industries

Why Buy A Lopi Wood Heater?

Energy Independence

The expense of heating your home with oil, gas or electricity just keeps going up. Lopi's radiant and convective wood stoves give you even, penetrating heat that comfortably warms every room in your home for a fraction of what you'd pay for standard utilities.

Care For The Environment

Did you know an old, inefficient wood stove can generate as much as three pounds of pollutants into the air each day? Lopi stoves are E.P.A. certified and emit as little as 1.5 grams of particulates per hour, thus reducing pollutants by over 95 percent. By using a Lopi stove, you're keeping the air in your neighbourhood clean and breathable. And because wood is a renewable resource, Lopi stoves are so efficient they use substantially less wood than other stoves to get the same amount of heat output.

Built To Perform, Built To Last

Lopi offers the choice of the mid-priced Republic line of freestanding radiant wood stoves and the high performance Classic line-up of Lopi wood stoves that includes a high performance convection chamber as a standard feature and are the only non-catalytic stoves to feature a standard bypass damper for smokeless startup and reloading. With heavy gauge steel construction, solid airtight doors and commercial grade firebrick, our stoves are built to last a lifetime.



No Power? No Problem!

Lopi wood stoves provide reliable heat even during power outages and don't need blowers to operate. So you'll be warm and cosy no matter what's going on outside. Many of our models have cooking surfaces so you can warm soup or cider or fry bacon and eggs for breakfast.

A Warmth Like No Other

Wood heat soothes and radiates and nothing does it better than a Lopi wood stove. Most stoves give off radiant heat that only warms objects within the room. Lopi's five-sided convection chamber system circulates air around the stove and then pushes the warm air through the room to other areas of your home.

It's a difference you can feel.

We Build The Finest Wood Heaters On The Planet

No other wood burning stove can surpass Lopi's performance or quality. It takes the best engineers and craftsmen to make the best stoves, and we've got them. Your new Lopi stove features true unibody construction and the most durable door on the market. The Lopi door is held in place with cold-rolled steel punched through the firebox and welded on the inside to hold the door permanently straight. The hinge pins that hold the door are 16mm bridge rivets. Your stove also has a six-inch, seamless, heavy-duty steel flue collar and heavy gauge 9.5mm & 6mm steel construction. When you buy a Lopi, you're buying the finest, **'We guarantee it.'**



The solid brass door will last for life (unlike the micro-thin gold plating common to many other stove brands). Pewter doors are also available on most stoves and inserts.



Our single air control is easier to fine tune to your heating needs by regulating both primary and secondary air to the stove. The control is spring loaded to insure an engineered seal to the bottom of the firebox. The result is a sealed air control which will not allow any additional air into the firebox.



Lopi uses real kiln-fired, refractory fire brick in the firebox and baffle. This is the same material used to line commercial boilers and furnaces. This brick is heavy and made to last.



Cast iron frame glass retainer insures a permanent air-tight seal around the glass. The cast iron frame fits an inch deep inside the door, so the door will never warp or flex. The frame also protects the glass gasketing from direct contact with the fire.

7-Year "Real World" Warranty

Our 7-Year Warranty offers more protection on key components than the so-called "Lifetime" warranties of our competitors. We cover all electrical (blowers) for 2 years, all parts (with labour) for 5 years, and parts for an additional 2 years. That's because Lopi builds stoves to last a lifetime. We'll stand behind the quality and performance of our products year after year because that's the way we do business --and you don't have to read the fine print for your peace of mind.

Freestanding Stove Options & Accessories



DOORS

Choose from three door finishes to blend or accent your stove and room decor.

Solid Brass, Black Painted, Pewter Plated
(Not available for Republic or Flush Wood Ranges.)



ELK ETCHED GLASS

Bring the great outdoors inside with the decorative elk etched glass design. (Not available for Republic or Flush Wood Ranges.)

FREESTANDING FAN

(Installs at the back of unit)



CONVECTION FANS

High on power but low on noise. They help circulate heat by moving up to 160 cubic feet of air per minute.

PAINT

Lopi stoves and inserts can be painted in a variety of colours to fit any décor (ask your dealer for custom colour choices).

CHOICE OF PEDESTAL OR FOUR DECORATIVE LEG CHOICES

Available for the Republic*, Answer, Endeavour and Liberty freestanding stoves.

Pedestal Option in lieu of legs



*Pedestal Only



Sculptured
Pewter Finish



Sculptured
Black Steel



Cast Brass



Cast Black



GREEN START™

The Revolutionary GreenStart™ Igniter Option

Starting your woodstove has never been easier. Much like Charles Kettering's invention of the electric automobile ignition 100 years ago, the GreenStart igniter system has evolved the ignition of fire in a spectacular way and has become the greatest innovation in wood heating in over 100 years. Starting a fire in your wood stove is now as convenient as pushing a button. No longer is


PUSH A BUTTON



the mess of starting a fire with matches and newspapers a concern as it has been eliminated entirely by this breakthrough new igniter system. Fireplace safety has increased, as well as there is no longer a need to leave doors ajar to promote the fire start up.

The GreenStart system works much like a blacksmith bellows. A compressor forces 1400 degree fahrenheit preheated air into the firebox directly onto the wood source giving a clean fast smoke-free start up.

START YOUR FIRE




30 SECONDS
Hot surface blows 1400 fahrenheit heated air into firebox igniting the wood



6 MINUTES
Igniter shuts down and blower continues to push air acting as bellows to fan the fire



6-15 MINUTES
Blower continues to fan the fire at various speeds to deliver proper draft in chimney and vigorous fire



15 MINUTES
Blower shuts down. Homeowner adjusts damper and air controls to maintain fire

This combination of the igniter and bellows is the brilliance of this patented design. This system is also ideal for refreshing old fires as well by simply adding new fuel on top of the old coals, closing the door and pushing the button two times. This activates the bellows without activating the igniter. The bellows will run for 7 minutes, enough time to rekindle the fire.

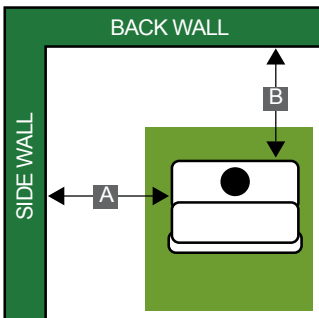
The new GreenStart system instantly elevates combustion temperatures within your stove, immediately establishes a draft and eliminates the slow and smoky typical wood fireplace start up. The GreenStart Igniter system will start wood burning within a minute. After the initial start up the blower will continue pumping air at various speeds like a bellow into the fire greatly accelerating the start up time. After 15 minutes the blower shuts off. For best results dry, seasoned wood is required when using the GreenStart system. Never before has starting a fire in a wood stove or insert been so simple.

GreenStart is not available on all models. Please check options list on each product page

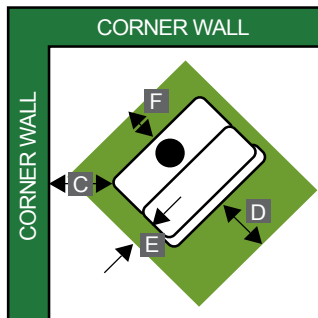


	SMALL	MEDIUM	SMALL	SMALL	MEDIUM	LARGE
SPECIFICATIONS	Republic 1250	Republic 1750	Avalon Camano	Answer	Endeavor	Liberty
Width	600mm	600mm	622mm	601mm	610mm	762mm
Height (legs)	673mm	673mm	N/A	708mm	740mm	816mm
Height (pedestal)	778mm	778mm	749mm	810mm	880mm	918mm
Depth	412mm	597mm	441mm	454mm	638mm	565mm
Flue Size	152mm	152mm	152mm	152mm	152mm	152mm
Construction (Plate Steel) *Camano - Plate Steel with Cast Iron Top & Door	9.5 to 6mm	9.5 to 6mm	9.5 to 6mm	9.5 to 6mm	9.5 to 6mm	9.5 to 6mm
Weight (with legs)	136Kg	203Kg	136Kg	136Kg	203Kg	213Kg
PERFORMANCE	Republic 1250	Republic 1750	Avalon Camano	Answer	Endeavor	Liberty
Heating Capacity (Up to in Sq mtr)	160	220	160	180	250	300
Emmissions (g/Kg Per Hr)	3.2	2.3	3.2	3.2	2.3	2.5
Heat Output (BTU's/Hr)	66,800	72,400	66,800	66,800	72,400	74,300
Efficiency (Up to)	61.7%	61%	61.7%	61.7%	61%	63.7%
Maximum Burn Time (Up to in hrs)	8hrs	10hrs	8hrs	8hrs	10hrs	12hrs
Firebox Size (Cubic/Mr)	.05	.06	.05	.05	.06	.09
Maximum Log Size	457mm	495mm	457mm	457mm	495mm	610mm

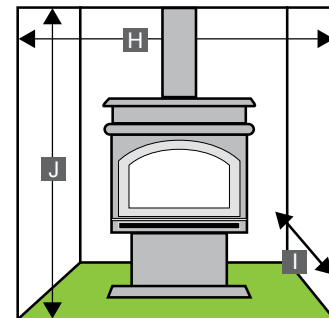
STRAIGHT WALL INSTALLATION



CORNER WALL INSTALLATION



ALCOVE INSTALLATION



CLEARANCES	Republic 1250	Republic 1750	Camano	Answer	Endeavor	Liberty
	With Flue Shield	With Flue Shield	With Flue Shield	With Flue Shield	With Flue Shield	With Flue Shield
A = Heater to Side Wall (mm)	500	350	500	325	350	425
B = Heater to Back Wall (mm)	200	150	200	200	150	175
C = Heater to Corner Wall (mm)	150	150	150	150	150	150
HEARTH						
D = Front (mm)	300	300	300	300	300	300
E = Sides (mm)	200	200	200	200	200	200
F = Back (mm)	152	152	152	152	152	152
ALCOVE						
G = Maximum Width (mm)	PLEASE CONTACT YOUR LOPI DEALER FOR DETAILS					
H = Maximum Depth (mm)						
I = Maximum Height (mm)						

*Clearances to combustibles are according to heater test results using a standard triple skin flue kit, (AS/NZS 2918:2001) fitted with 1 length of 900mm deco mesh with included heat shield or 1 length of 900mm x 120 ° stainless steel heat shield as a minimum. Any further enquiries please call Dragon Wholesaling Pty Ltd on 1800 064 234



'LOPI FACTS'

WHY HEAT WITH WOOD?

Nothing heats like wood. Lopi wood stoves and fireplace inserts warm the coldest days, brighten the darkest nights and fill your home with the gentle, radiant heat only wood can produce. With styles and installation choices for every room in your home, America's favourite fire helps you declare yourself free from high heating bills.

Lopi Republic 1250 - Shown with black cast door and steel legs

Now experience the performance and quality you've come to expect in Lopi wood stoves in two mid-priced economy models. Without compromising construction or function, Lopi has managed to produce the Republic wood stove line that's designed to be affordable, good looking and just plain heats. The economically priced Republic™ 1250 is designed to heat smaller homes or for zonal heating specific areas or rooms. Features include large radiant heat transfer surfaces, fully lined ceramic brick firebox, heavy-duty steel construction, and the option of either steel legs or pedestal.

Options: Convection Fan , Choice of Steel Legs or Pedestal

Republic 1250 Specifications

Emissions	Heating Capacity	Heating Output	Max Burn Time
3.2 g/Kg Per Hr	Up to 160sqm	66,800 BTU's/Hr	Up to 8 Hours

Firebox Size	Max Log Size	Weight	Construction	Efficiency
.05 Cubic Mtr	457mm	136Kg (with legs)	9.5 - 6mm Steel Plate	Up to 61.7%





Lopi Republic 1750 Shown with black cast door and steel legs

The Republic™ 1750 wood stove offers the classic Lopi look -- a radiant surface for cooking and a convection surface for warming. And it packs a powerful punch. Its ceramic brick lined firebox is larger than most small stoves. To get heat to the room, the Republic 1750 uses a rear and top convection chamber to enhance warm air circulation throughout your home. This provides more even heat than you get with a radiant-only wood stove. The economically priced Republic 1750 is ideal for mid-sized homes and for zonal heating specific areas of larger homes.

Options: Convection Fan, Choice of Steel Legs or Pedestal

Republic 1750 Specifications

Emissions	Heating Capacity	Heating Output	Max Burn Time
2.3 g/Kg Per Hr	Up to 220sqm	72,400 BTU's/Hr	Up to 10 Hours

Firebox Size	Max Log Size	Weight	Construction	Efficiency
.06 Cubic Mtr	495mm	203Kg (with legs)	9.5 - 6mm Steel Plate	Up to 61%





Lopi Avalon Camano

The Avalon Camano wood heater features clean, sleek design lines which allows for a unique and timeless presentation of fire that lends itself to a wide range of architectural styles from contemporary to transitional home decors.

The gentle radius-edges throughout accentuates a versatile design and single cast iron door further accentuates the clean design. The Camano is designed to provide both radiant and convective heat for your home. The large stove top makes a great cooktop surface during power outages and the dependable air wash system keeps glass clean of soot and ash.

The EPA certified Camano is clean burning, efficient and green and features a single air control to give you easy control over the fire.

Avalon Camano Specifications

Emissions	Heating Capacity	Heating Output	Max Burn Time
3.2 g/Kg Per Hr	Up to 160sqm	66,800 BTU'sHr	Up to 8 Hours

Firebox Size	Max Log Size	Weight	Construction	Efficiency
.05 Cubic Mtr	457mm	136 Kg (with legs)	9.5 - 6mm Steel Plate	Up to 61.7%

Options: Convection Fan



Cast Iron Door

A durable cast iron door is used to seal the combustion chamber. Featuring heavy-duty fiberglass rope insulation and sure-lock door handle, the door maintains a tight air seal and hides the convection air inlets from view.



'LOPI FACTS'

HOW DO YOU SAY LOPI?

We hear a lot of different pronunciations - Lopey...Loopee...Loppy! It's actually pronounced Low-pie, and was created by our president, Kurt Rumens. The name was inspired by a love of the Northwest, a fascination with Native American culture and the nature and wildlife that live in this beautiful place. Lopi means beauty, strength and independence and has become a legend all its own.

Lopi Answer - Shown with pewter door and black steel legs

It may be small, but the compact Answer's size belies its incredible heating capacity. The Answer uses a five-sided convection chamber to distribute heat evenly throughout your home. Cool room air is naturally drawn around the hot firebox, heated, and returned back into the room without using a blower. The Answer's .05 cubic metre firebox is larger than most other small stoves, so it offers longer burn times with less reloading. It's a powerful heater for its size, yet the back wall clearance is just 200mm to a combustible surface. The Answer is also approved for mobile home installation (ask your dealer for details.)

Options: Doors, Legs, Pedestal, Convection Fan & Etched Glass, GreenStart™



Answer Specifications

Emissions	Heating Capacity	Heating Output	Max Burn Time
3.2 g/Kg Per Hr	Up to 180sqm	66,800 BTU's/Hr	Up to 8 Hours

Firebox Size	Max Log Size	Weight	Construction	Efficiency
.05 Cubic Mtr	457mm	136Kg (with legs)	9.5 - 6mm Steel Plate	Up to 61.7%



Lopi Endeavor - Shown with black cast door and cast legs

The Endeavor is a beautiful workhorse that unites form and function into an unbeatable heat transfer system. Its classic step-top design features a radiant surface for cooking, and a convection surface for warming. It has the biggest and cleanest-burning firebox of any medium-size stove. The Endeavor also features a taller door opening than any other medium-size stove, allowing you to load bigger pieces of wood and produce longer burn times. In addition, a by-pass damper prevents smoke-backs while starting and reloading. The Endeavor is also approved for mobile home installation (ask your dealer for details).

Options: *Doors, Legs, Pedestal, Convection Fan & Etched Glass, GreenStart™*



Endeavor Specifications

Emissions	Heating Capacity	Heating Output	Max Burn Time	
2.3 g/Kg Per Hr	Up to 250sqm	72,400 BTU's/Hr	Up to 10 Hours	
Firebox Size	Max Log Size	Weight	Construction	Efficiency
.06 Cubic Mtr	495mm	203Kg (with legs)	9.5 - 6mm Steel Plate	Up to 61%



'LOPI FACTS'

WOOD HEAT IS GOOD HEAT!

All wood stoves manufactured by Lopi are certified by the EPA and are designed to emit only a fraction of the smoke that older, non-certified stoves produced. Burning wood emits no more carbon dioxide into the environment than would normally be produced from the same wood if left to decay in the forest. You can feel confident to know that burning wood is truly Carbon Neutral to the environment and a responsible and sustainable way to heat your home.



Lopi Liberty - Shown with brass door and black steel legs

The Liberty is the largest stove made by Lopi. The Liberty has the biggest firebox of any large stove, which accepts 24 inch (610mm) logs. It also features a single control to adjust air flow, making it easy to achieve burn times up to 12 hours long.

The Liberty's step-top design is enchanting yet functional, providing cooking and warming surfaces as well as radiant heat. The viewing area is extra-large, allowing you to fully appreciate the splendour of the fire inside. The Liberty uses a 6" diameter flue. The Liberty is also approved for mobile home installation (ask your dealer for details).

Options: Doors, Legs, Pedestal, Convection Fan & Etched Glass, *GreenStart™*



Liberty Specifications

Emissions	Heating Capacity	Heating Output	Max Burn Time	
2.5 g/Kg Per Hr	Up to 300sqm	74,300 BTU's/Hr	Up to 12 Hours	
Firebox Size	Max Log Size	Weight	Construction	Efficiency
.09 Cubic Mtr	610mm	213Kg (with legs)	9.5 - 6mm Steel Plate	Up to 63.7%

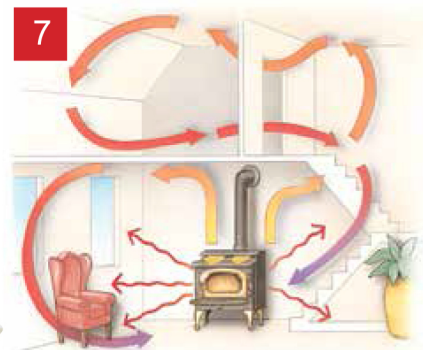


How A Lopi Wood Heater Works

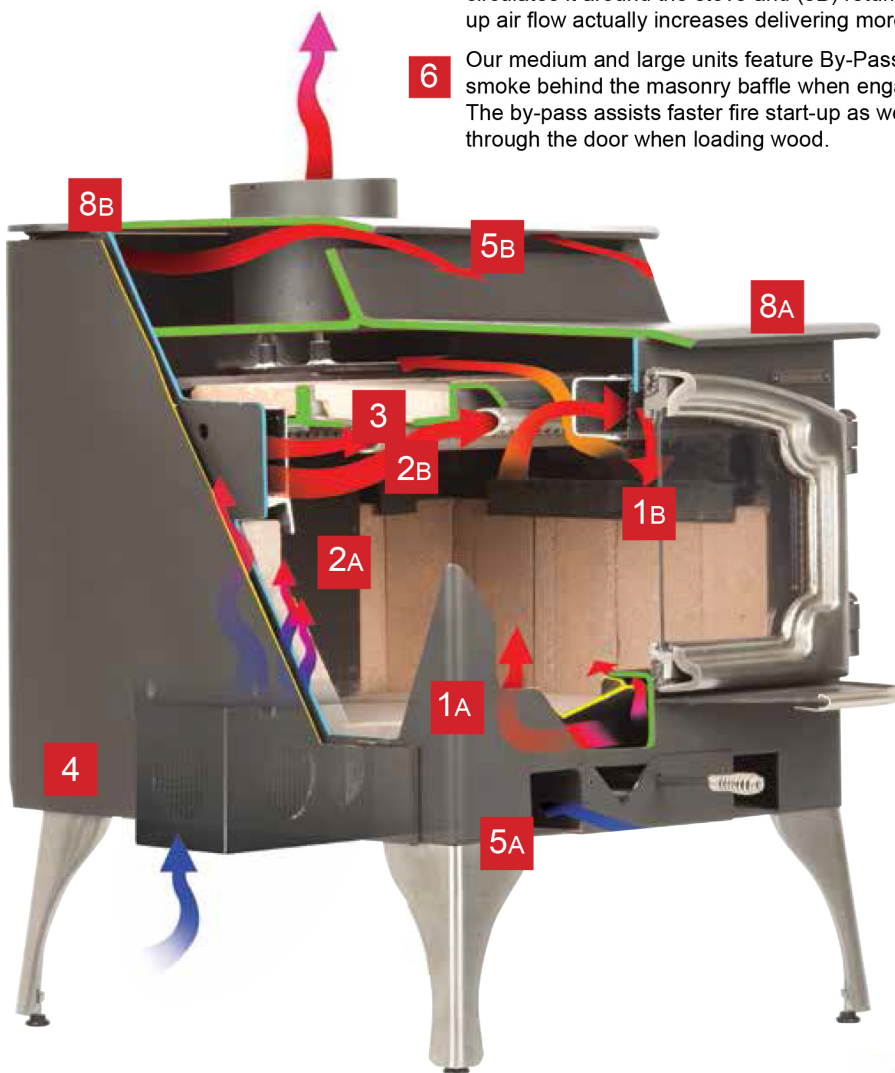
- 1 Pre-heated air wash cleans the glass like a self-cleaning oven; (1A) a steady stream of fresh air enters the stove, gets hot as it is drawn up the heated internal air chamber, and (1B) then travels through a screened airwash which diffuses and evenly distributes air across the glass keeping smoke and ash particles away.
- 2 Pre-heated secondary combustion air (2A) is delivered to the stainless steel secondary combustion tube (2B) which introduces oxygen to the firebox and promotes re-burn of most of the smoke and gases that would otherwise line your flue as creosote and exit your chimney as smoke. *Note: Australian wood stoves only require one air tube.
- 3 The heavy-duty masonry baffle holds and radiates heat back into the firebox for more efficient and complete combustion.
- 4 An optional blower is available to speed up the circulation of convective heat throughout your home. A blower is ideal for quicker more efficient heating, or for larger a home with high ceilings or a home with an open floorplan.

- 5 Convection chamber naturally draws cold room air (5A) in at the bottom of the unit, circulates it around the stove and (5B) returns it to the room heated. As the stove heats up air flow actually increases delivering more heated air into your home.
- 6 Our medium and large units feature By-Pass dampers which temporarily re-routes smoke behind the masonry baffle when engaged. The by-pass assists faster fire start-up as well as preventing smoke from escaping through the door when loading wood.

- 7 Lopi stoves feature a large capacity convection chamber which enhances the heat transfer by gently circulating heated air to adjoining rooms, while still offering radiant heat that warms the room and the objects in it.



- 8 Our wood stoves also provide a great cooktop surface. The cooktop surface can be used to warm soup, heat up hot cocoa or for scented potpourri. Our medium and large stoves give you both a cooktop (8A) and warming (8B) surface, so not only will your stove heat your home during a power outage, you can also cook on it



LOPI PRODUCTS ARE
MADE IN THE USA
WITH PRIDE



www.stevewaughfoundation.com.au



Distributed in Australia
by Dragon Wholesaling Pty Ltd
Ph. 1800 064 234
www.lopi.com.au

Authorised Lopi Dealer:

- SPECIALIST LOPI DEALER -

HEATWORKS
COOLWORKS

126 MAGILL RD NORWOOD // 608 NORTH EAST ROAD HOLDEN HILL

Brochure V0213