

Nectre Wonderfire

**BUS
STOP**



Come home to
NECTRE
GAS HEATING



Wonderfire with tiled facade.



Wonderfire Easyfit with arch facade.

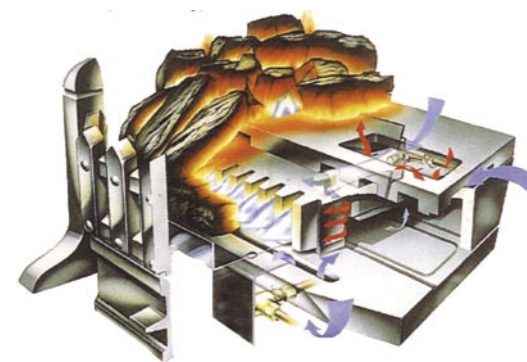


Wonderfire with stainless steel facade.

The heart of the heat.

We all enjoy the sight of a living, dancing fire, set in a traditional mantel fireplace. Even without the penetrating radiant heat, it is enough to make you feel wonderfully warm. But there is the wood to chop, the fire to set, ash to clean. Unless of course you install a Wonderfire. A Wonderfire looks so real you could be forgiven for believing the coals or wood logs are real. In fact they are made of ceramics that not only look realistic but reach their maximum temperature in a matter of minutes. You receive the full benefits of your Wonderfire instantly.

But its the Wonderfire you don't see that makes it such a pleasurable source of warmth! At its heart is a sophisticated ceramic venturi burner that proportions and premixes the gas to ensure complete combustion. At 1200C it gives a real fire glow at the base of the coals or logs. The gases then pass through secondary slots, are mixed with more air and then burnt again to produce clean flames, that dance and shimmer like a real log fire.



It's a system that no other gas fire can match for warmth and effect. No wonder we call it Wonderfire.

Warmth at the push of a button.

All of our Wonderfires offer the convenience of an electronic ignition system that incorporates a pilot light for ease of operation or you might **choose our new, optional remote control.** Safety is also an important feature of the Wonderfire. A flame failure device automatically turns the gas off in the event of the fire going out.



Wonderfire fan forced performance.

Designed to increase the amount of heat produced by the Type 1 burners, the Wonderfire Fan forced box incorporates a unique heat exchange at the top of its firebox. The heat exchange is heated by hot flue gases that normally escape up the flue.

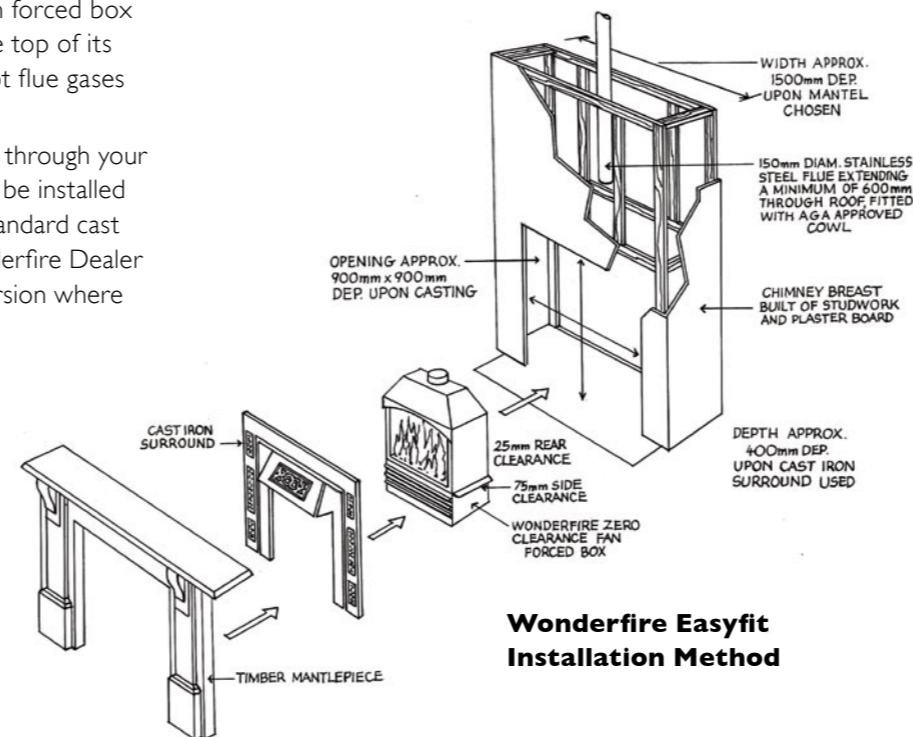
The fan then gently circulates the heated air through your room. The Wonderfire Fan Forced box can be installed into an existing chimney using one of our standard cast iron facias or can be adapted by your Wonderfire Dealer into a new installation using the 'Easy-fit' version where no masonry is required.



Wonderfire coal and log fire effects.



Wonderfire Easyfit in arch facade with mantle.



Fits an existing fireplace, wonderfully.

Walk into a room with an open fireplace, complete with mantel and decorative surrounds and you are immediately drawn to it. It is a feature that always becomes the focal point of a home. But not everyone wants the odour or inconvenience of a wood fire. Wonderfire is the answer!

The simplest way to rejuvenate an existing fireplace, turning it into a smokeless open gas fire, is to install the Wonderfire Type 1 or Type 2. Choose from one of two models depending on the dimensions of your fireplace.

Fit the Wonderfire using a new freestanding grate or your existing grate can be adapted. You can dress up your new Wonderfire by installing it in one of our standard, decorative castings. **Now with standard electronic ignition and optional remote control.**

Or turn a blank space into an elegant fireplace. Wonderfire Easyfit.

How do you achieve the warmth and character of a real fire where no chimney or fireplace exists? Its easy with Wonderfire Easyfit. So easy you can do it yourself. The drawings at left show just how easy it is. The Easyfit system comes fitted with a cast iron surround or, if you prefer, you can use your own choice of casting.

Add a traditional timber mantelpiece and what was a blank space becomes the elegant focal point of your room. The Wonderfire Easyfit can be placed directly onto a wooden floor; connected to gas and a single skin flue that extends 600mm above your roof. You can fabricate a chimney breast around the unit yourself or have your sales consultant organise this for you.



Come home to
NECTRE

GAS HEATING

Specifications

Wonderfire.

Type I Gas Open Fire. The simplest way to make your existing fireplace into an open gas fire, it can be placed into existing fireplaces using a new free standing grate or perhaps your existing grate can be adapted. Optional remote control available.

Specifications: Natural Gas only. AF180F 35 MJ.

Wonderfire Fan Forced Box.

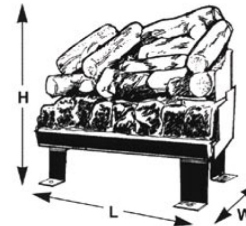
The fan forced box, is an accessory for the Wonderfire Model AF180F. It incorporates a unique heat exchange situated at the top of the box and a 3 speed fan to circulate heated air around your room. The fan forced box can be fitted into an existing chimney using one of our standard cast iron facias.

Specifications: Electrical Connection. 240V, standard 3pin 10amp plug. 3 speed fan. Will heat 120 cubic metres of average insulated house using the AF180F.

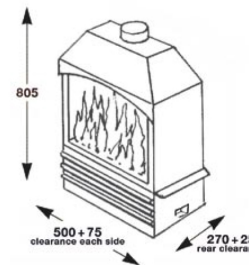
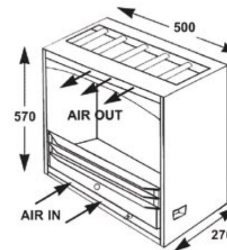
Wonderfire Zero Clearance Fan Forced Box.

Even if you don't have a brick chimney, you can use the zero clearance fan box with your own cast fascia or use an "Easy-fit" system which incorporates the zero clearance fan box with either our Edwardian Tiled Fascia or our Lux Arched Fascia, already fitted together to save you time. Hence the name "Easy-fit".

Specifications: Electrical Connection. 240V, standard 3pin 10amp plug. 3 speed fan. Will heat 120 cubic metres of average insulated house using the AF180F.



AF180F: (L)460 x (H)350 x (W)230mm



Dealer

- SPECIALIST NECTRE DEALER -

HEAT WOODS
COOL WORKS

126 MAGILL RD NORWOOD // 608 NORTH EAST ROAD HOLDEN HILL

Pecan Engineering Pty Ltd, 13 Acorn Road, Dry Creek, South Australia 5094
Phone (08) 8349 8332 Fax (08) 8260 6643 Email info@pecan-eng.com.au www.nectre.com

Nectre Wonderfire

Come home to
NECTRE

GAS HEATING